

# STATEMENT OF SOCIAL PERFORMANCE

## Income (in \$AUD)

<b>Income from goods or services provided by the enterprise:</b>	\$ 95,000.00
<b>Income received from partnering organisation(s):</b>	\$ 30,000.00
<b>Investments or capital assets:</b>	
<b>Grants from Government(s):</b>	\$ 150,000.00
<b>Philanthropic Grants or Bequests:</b>	\$ 150,000.00
<b>Total Contributions from Individual Members:</b>	
<b>Debt Finance:</b>	\$ 10,000.00
<b>Other Income:</b>	\$ 50,000.00
<b>Total Income:</b>	\$ 475,000.00

## Expense (in \$AUD)

<b>Salaries and Wages:</b>	\$ 150,000.00
<b>Operating Costs:</b>	\$ 170,000.00
<b>Total Expenditure:</b>	\$ 380,000.00

## Net profit/Loss from organisation

<b>Net profit/Loss:</b>	\$ 95,000.00
-------------------------	--------------

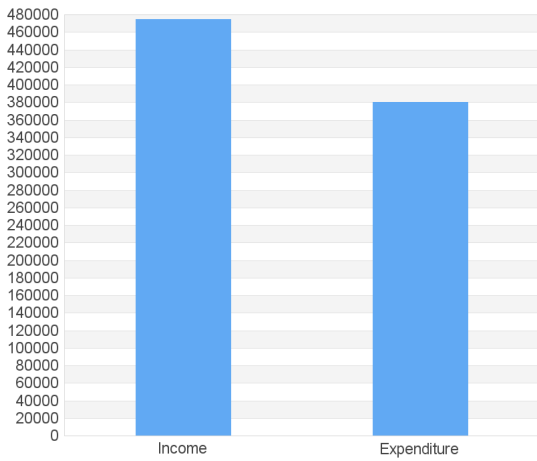
## Inputs

<b>Full-time staff:</b>	6
<b>Part-time staff:</b>	10
<b>Casual staff:</b>	3
<b>Volunteer staff:</b>	15
<b>Hours of in-kind support from volunteer workers:</b>	15
<b>Hours of in-kind support from external organisations:</b>	250
<b>Total estimated value of in-kind assets provided over this reporting period:</b>	30000

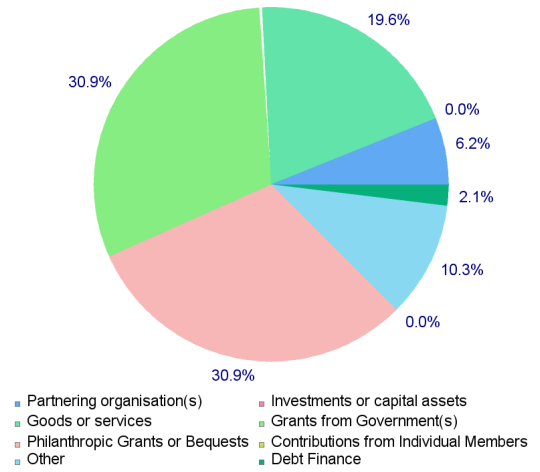
## Social contribution: Outputs and outcomes

<b>Achievements in relation to the main aims of our social enterprise</b>	We helped 12 young people enter into our program, and work with them to develop key social and emotional outcomes with them. This empowers them develop their skills independently and will hopefully lead to them gaining further employment in the fashion industry.
<b>Progress towards achieving our strategic objectives</b>	We increased economic participation among our cohort of young people working in the organisation by 50% over the previous financial year.

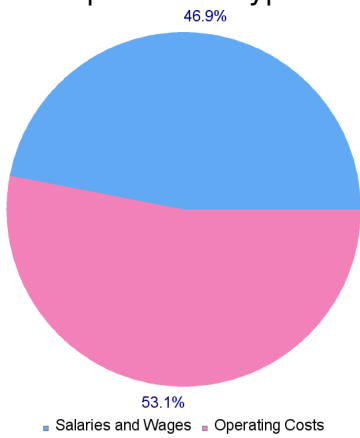
## Total Income vs total expenditure



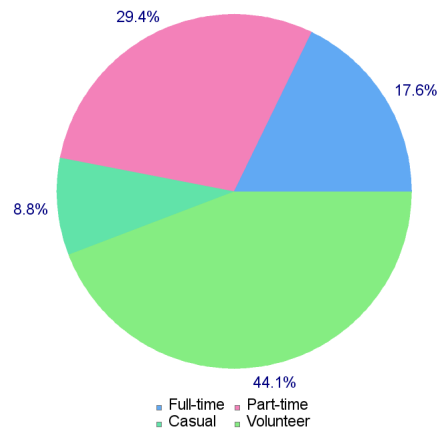
## Income Types



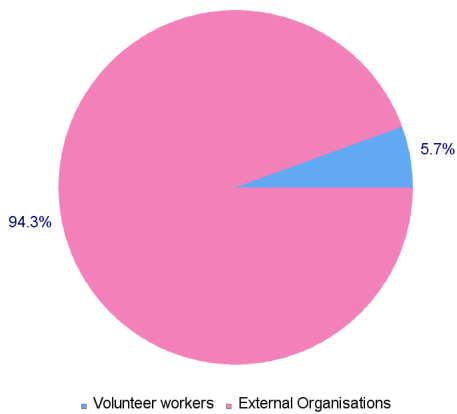
## Expenditure Types



## Staff employed by type



## In-kind Support (in hours)



## Estimated value of in-kind assets

**30000**  
**Hours**